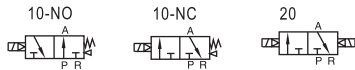


Solenoid valve(3/2 way)

3V100 Series



Symbol

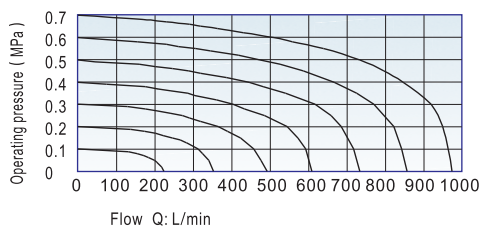


Product feature

1. Pilot-oriented mode: internally piloted.
2. Structure in sliding column mode: good tightness and sensitive reaction.
3. Double control solenoid valves have memory function.
4. Internal hole adopts special processing technology which has little attrition friction, low start pressure and long service life.
5. No need to add oil for lubrication.
6. Affiliated manual devices are equipped to facilitate installation and debugging.
7. Several standard voltage grades are optional.
8. Integrate with the manifold to save installation space.

Flow chart

Model: 3V110-06-NO



Specification

Model	3V110-M5	3V120-M5	3V110-06	3V120-06
Fluid	Air(to be filtered by 40 μ m filter element)			
Acting	Piloted			
Port size ①	M5		1/8"	
Orifice size	5.5mm ² (Cv=0.31)		12.0mm ² (Cv=0.67)	
Valve type	3 port 2 position			
Lubrication ②	Not required			
Operating pressure	0.15~0.8MPa(21~114psi)			
Proof pressure	1.5MPa(215psi)			
Temperature °C	-20~70			
Material of body	Aluminum alloy			

① PT thread, NPT thread and G thread are available.

② Once lubricated air is used, continue with same medium to optimise valve life span. Lubricants like ISO VG32 or equivalent are recommended.

Coil specification

Item	Specification
Standard voltage	AC220V, AC110V, AC24V, DC24V, DC12V
Scope of voltage	AC: ± 15% DC: ± 10%
Power consumption	AC:2.5VA DC:2.5W
Protection	IP65(DIN40050)
Temperature classification	B Class
Electrical entry	Terminal, Grommet
Activating time	0.05 sec and below
Max. frequency ①	5 cycle/sec

① The maximum actuation frequency is in the no-load state.

Ordering code

3V 1 10 06 NO A □ □

- Model**
 - 3V: Solenoid valve(3/2 way)
- Code**
 - 1: 100 Series
- Valve type**
 - 10: Single solenoid
 - 20: Double solenoid
- Port size**
 - M5: M6
 - 06: 1/8"
- Acting type**

Valve type	Acting type
10	NC: Normally closed
	NO: Normally opened
20	Not code
- Thread type**

Port size	Thread type
1/8"	Blank: PT
	T: NPT
	G: G
M5	Not this code
- Electrical entry**
 - Blank: Terminal
 - I: Grommet
- Voltage**
 - A: AC220V
 - B: DC24V
 - C: AC110V
 - E: AC24V
 - F: DC12V

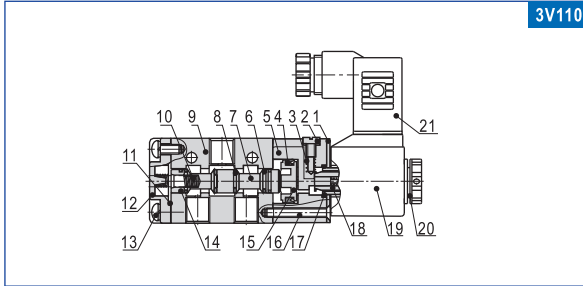
Please refer to 36 for manifold specification and the order way.



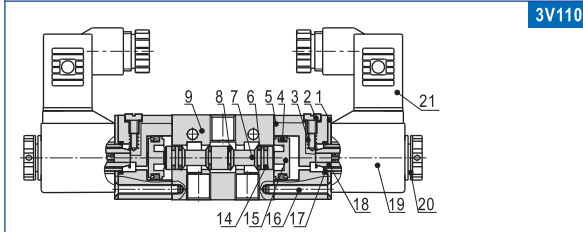
Solenoid valve(3/2 way)

3V100 Series

Inner structure



3V110

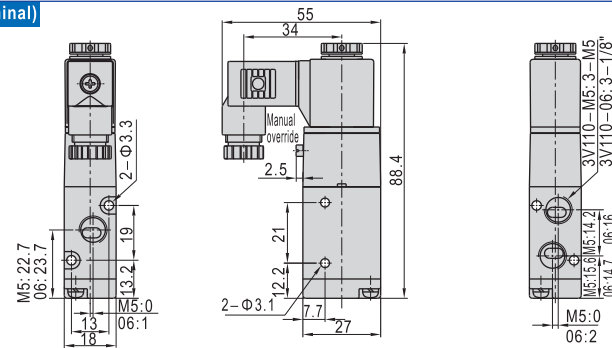


3V110

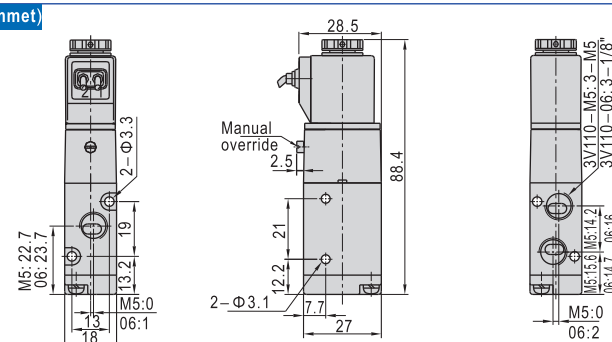
No.	Item	No.	Item	No.	Item
1	Fixed plate	8	O-ring	15	Piston
2	Manual override	9	Body	16	Pilot screw
3	Override spring	10	Spool spring	17	O-ring
4	Piston O-ring	11	Bottom cover gasket	18	Armature
5	Pilot body	12	Bottom cover	19	Coil
6	Spool packing	13	Screw	20	Coil net
7	Spool	14	Wear ring	21	Connector

Dimensions

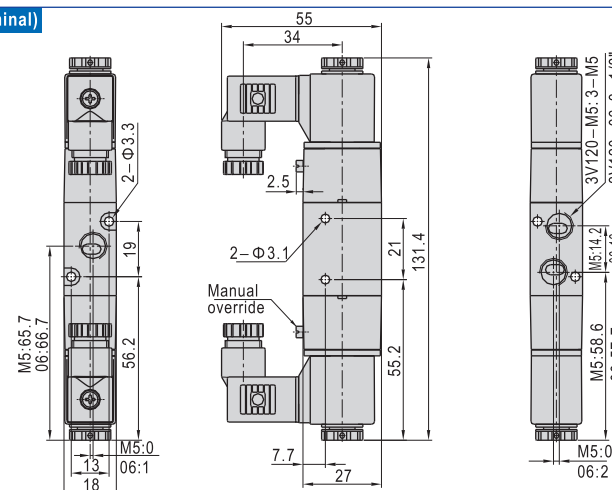
3V110(Terminal)



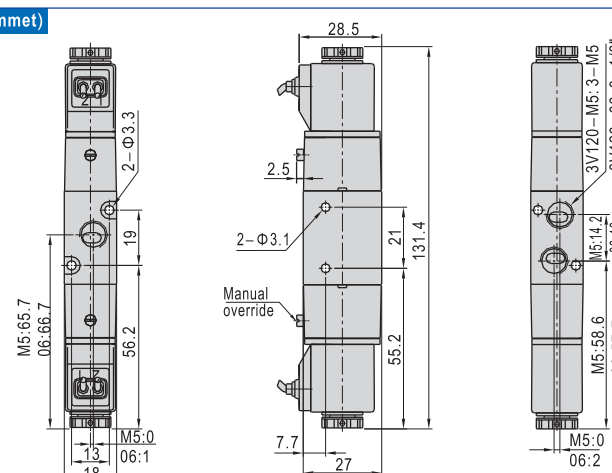
3V110(Grommet)



3V120(Terminal)



3V120(Grommet)



3V100